

Max. operating height	1,632 mm (64 1/4")
Folded length	507 mm (20")
Camera platform diameter	52 mm (2")
Weight	430 g (15 oz)

### Operating Instructions

Thank you very much for choosing SLIK PRO POD 382CF. The SLIK Corporation has designed your tripod to be a sturdy, rugged, dependable product that will provide you with many years of satisfactory use.

Please take a few moments to read this operating instruction carefully before use so that you can take full advantage of your Monopod's many fine features.

Retain this operating instruction in case you might want to refer back to it.

#### ⚠ Caution

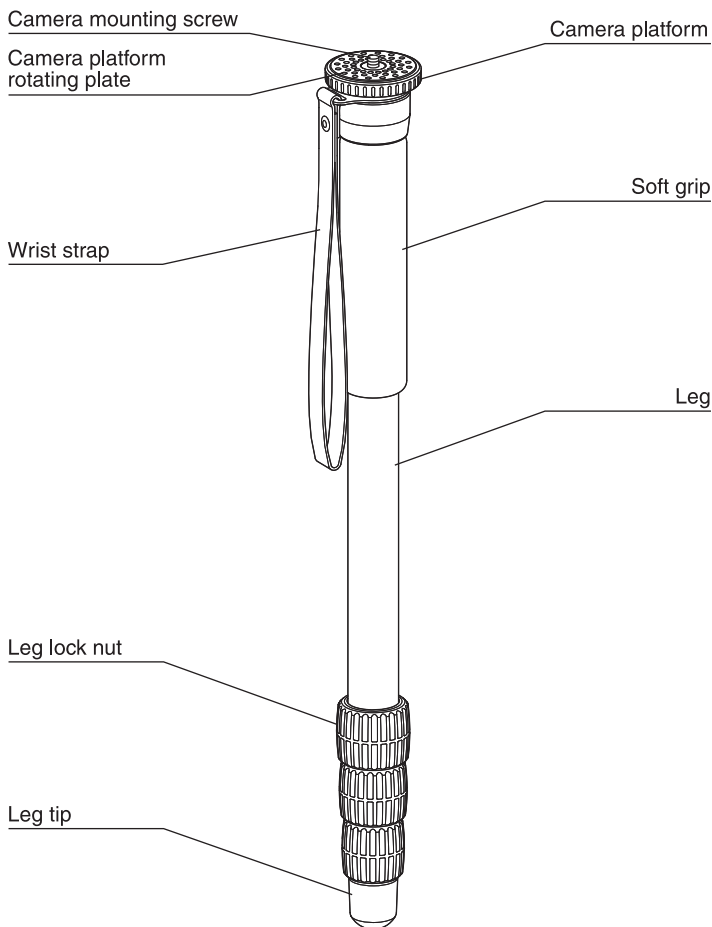
This caution icon refers to information pertaining to important safety procedures in preventing injuries, or damages which may occur as a result of mishandling this product.

#### 🚫 Prohibition

This prohibited icon refers to information pertaining to prohibited contents. Please refer to instructions closely to avoid accidents.

M524

### Components



### Optional accessory

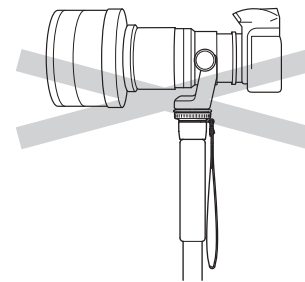


Carrying case for monopods.



### Equipment that can be loaded on this monopod

#### 🚫 Prohibition



This product has been designed to handle equipment weighing under 5 kgs (11 lbs). Do not overload.

#### ⚠ Caution

Soft grip is consumption and cannot be used permanently. Please replace it whenever ragged.

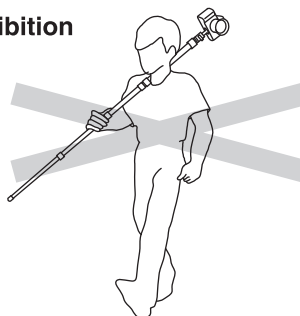
### In case of the shock given to monopod by force.

#### ⚠ Caution

When the shock has been given to the monopod &/or leg such as falling down, check well whether there are cracks, flaws, etc. on the pipes or not. When you find some cracks, flaws, etc. on the pipes, stop to use it and ask to repair. It may be wounded when some of fibers came out from the pipes. In that case do not touch it.

### Carrying the monopod

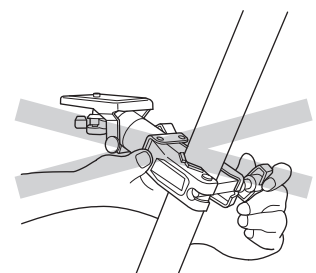
#### 🚫 Prohibition



Carrying a monopod with a camera left on can result in unexpected accidents. We recommend you to remove your camera while carrying the monopod.

### Clamp head

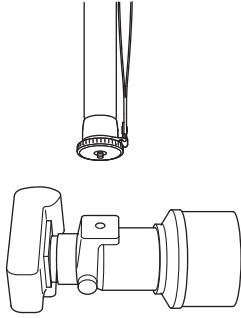
#### 🚫 Prohibition



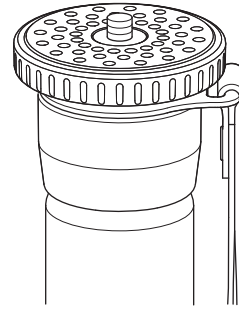
Do not use an optional clamp head for a carbon fiber monopod. The pipe may be damaged.

## Attaching a camera

### ⚠ Caution

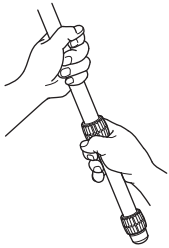


Hold the camera firmly, and screw the monopod into tripod socket. Always check the screw engagement, and rotate the monopod slowly and carefully in the beginning.

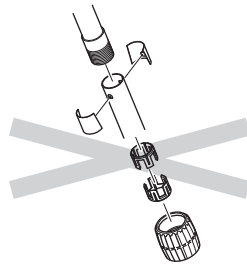


The camera platform rotating plate will not damage the camera base. It acts as a washer, to give the camera a secure grip.

## Extending the legs

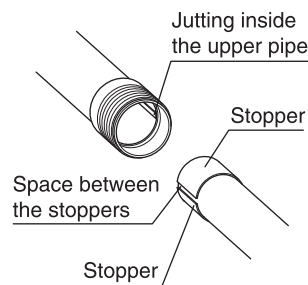


### ⊘ Prohibition



When you extend the leg, please proceed from the upper section. When you fold the leg, please proceed from the lower section. It will be steady to grip the upper part of pipe just above the lock nut.

Do not remove the nut and take out pieces. If they has been removed, insert the pieces as per the above specification.



Match the space between the stoppers and jutting inside the upper pipe when the pipe is connecting.

NO

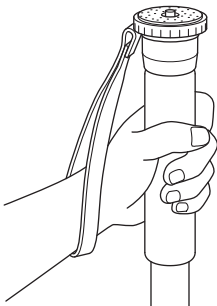


YES



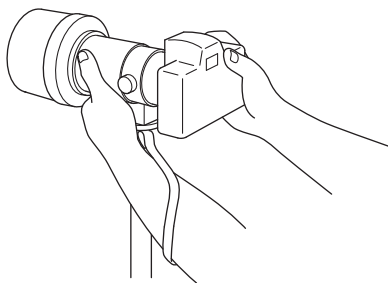
**Note:** Extending the larger leg first to give you better support. Extend leg from the top. Fold leg from the bottom.

## Soft grip



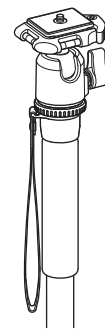
The large soft grip gives you a wide area to grasp and keeps your hands from slipping. It also stays warm and easy to work with even in the coldest weather.

## Wrist strap



The Wrist strap rotates freely. As a safety measure it is advisable to hold the camera through the wrist strap.

## Optional accessory-Ball Head



It is recommendable to use this monopod together with ball heads (such as the variable ball head, small ball head, etc.) so that your action range of camera will be expanded. Please use it according to your cameras and lenses.

## Care of the monopod

- DO NOT apply any grease or oil to this product.
- Clean with a mild detergent and a soft cloth only.
- DO NOT use close to flame. Avoid extreme heat.



Slik corporation reserves the right to make changes in design and/or improvements on the products without any obligation and advanced notice.

SLIK CORPORATION

853 Kayama, Hidaka City, Saitama 350-1231, Japan Phone 81-42-989-2141, Fax. 81-42-985-0210 ©2010

Printed in Thailand.