

Specification

Max. operating height	1,600mm (63")
Length folded	535mm (21 1/12")
Camera platform diameter	52mm (2")
Weight	600g (1lbs 5oz)

Operating Instructions

Congratulations on the purchase of a SLIK PRO POD 600.

The SLIK Corporation has designed your Monopod to be a sturdy, rugged, dependable product that will provide you with many years of satisfactory use.

Please take a few moments to read this instruction sheet carefully so you can take full advantage of your Monopod's many fine features. Retain this instruction sheet in case you might want to refer back to it.

⚠ Caution

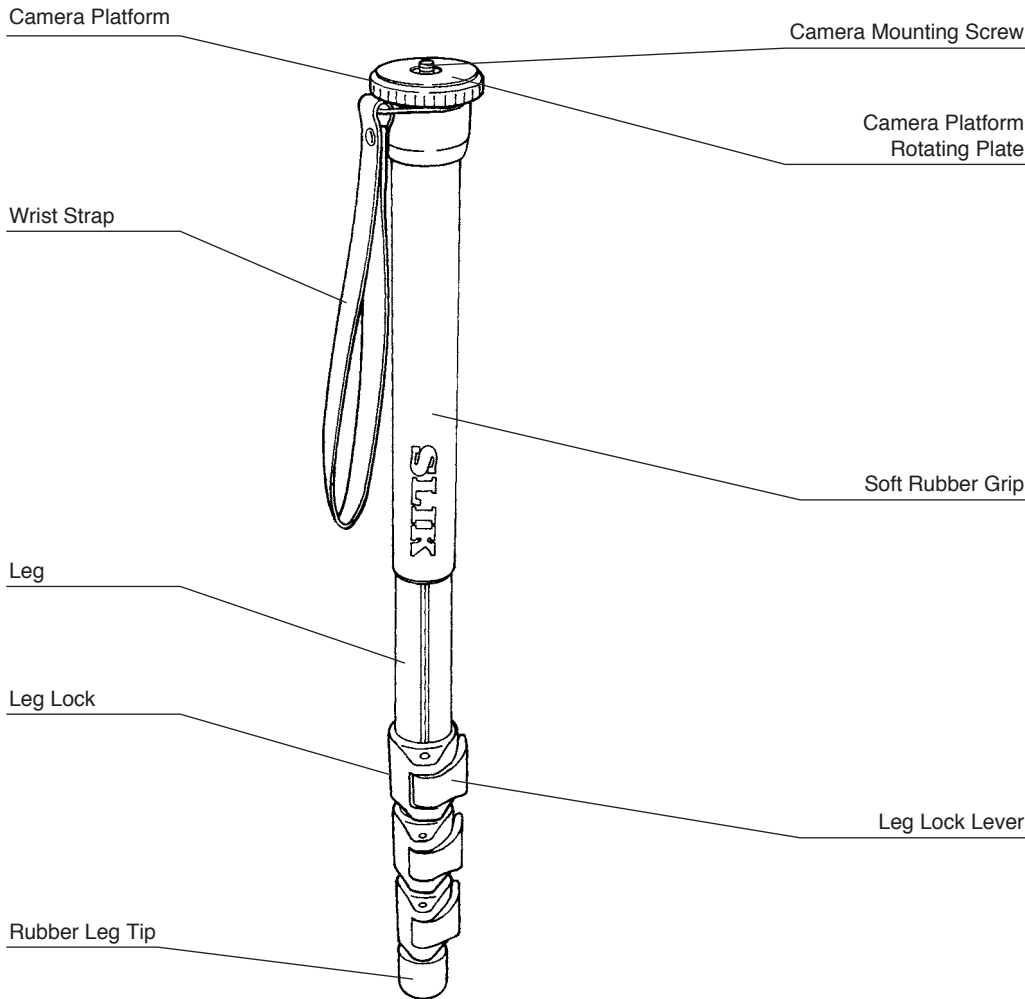
This caution icon refers to information pertaining to important safety procedures in preventing injuries, and damages which may occur as a result of mishandling this product.

🚫 Prohibited

This prohibited icon refers to information pertaining to prohibited contents. Please refer to instructions closely to avoid accidents.

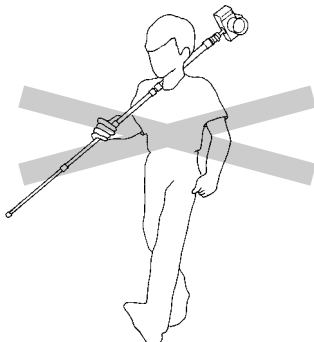
8983E

Components



Carrying the Monopod

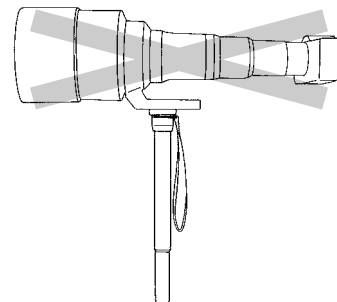
- ⚠ Caution
- 🚫 Prohibited



Carrying a monopod with a camera left on can result in unexpected accidents. We therefore, recommend that you remove your camera when carrying the monopod.

Equipment that can be used with this Monopod

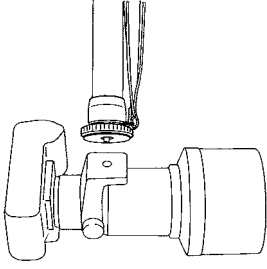
- ⚠ Caution
- 🚫 Prohibited



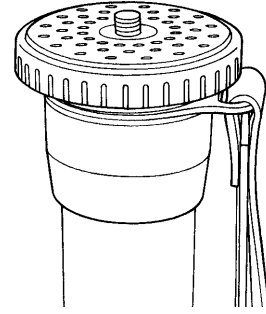
This product is designed to withstand equipment up to 5 kgs (11 lbs). Please do not use equipment exceeding this limit.

Attaching a Camera/Lens

⚠ Caution

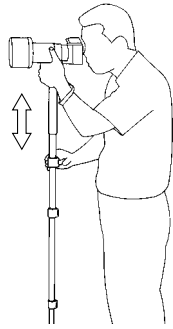
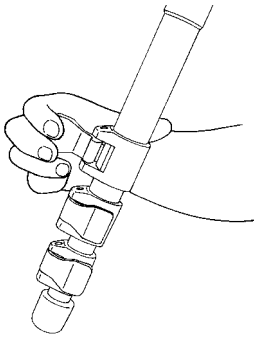


Support Camera/Lens with one hand and screw monopod into tripod socket. Always check the screw engagement, and rotate the monopod slowly, and carefully, in the beginning.



The Camera Platform Rotating Plate will not damage the camera base. It acts as a washer, to give the camera a secure grip.

Extending Legs



Flip up the Leg Lock Lever to extend or shorten any of the individual leg sections to the desired length, and press the Leg Lock Lever flush against the Leg to lock.

The Leg Lock Lever with grooved pipe can be done adjustment of height easily with peeping through a finder.

NO

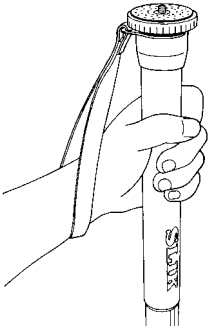


YES



Note: Extending the larger legs first gives you better support. Extend legs from the top. Fold legs from the bottom.

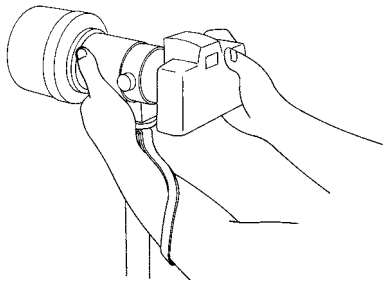
Soft Rubber Grip



The large Soft Rubber Grip gives you a wide area to grasp and keeps your hands from slipping. It also stays warm and easy to work with even in the coldest weather.

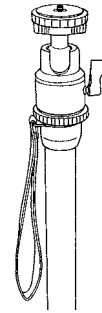
Wrist Strap

⚠ Caution



The Wrist Strap rotates freely. As a safety measure it is advisable to hold the camera through the Wrist Strap.

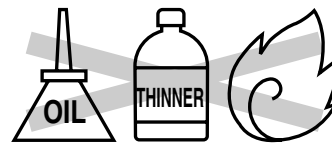
Optional accessory-Ball Head



It is recommendable to use this monopod together with ball heads (such as the variable ball head, small ball head, etc.) so that your action range of camera will be expanded. Please use it according to your cameras and lenses.

Care of the Monopod

- DO NOT apply any grease or oil to this product.
- Clean with a mild detergent and a soft cloth only.
- DO NOT use close to flame. Avoid extreme heat.



Slik corporation reserves the right to make changes in design and/or improvements on the products without any obligation and advanced notice.

SLIK CORPORATION

2-2-1, Uchi-kanda, Chiyoda-ku, Tokyo 101-0047, Japan Phone 81-3-3257-4911 Fax. 81-3-3257-4910 ©1998

Printed in Thailand.